

LeadaChild



Psalm 105:1

GIVE PRAISE TO THE LORD, PROCLAIM HIS NAME

**CHAPEL TALKS  
2025-2026**







**Oh give thanks to the  
Lord; call upon His name;  
proclaim His deeds  
among the peoples.**

*Psalms 105:1*

THESE FOUR SIMPLE CHAPEL OUTLINES are created for you to use during your weekly chapel services, classroom devotions, or Sunday school openings. They guide children toward a good and right understanding of the joy we have in proclaiming the goodness of our Lord... His creation, His redemption, and the work He is accomplishing in our lives and throughout the world. Included with these outlines are suggestions for songs to sing and a few classroom projects to reinforce the lessons with your students.

**LEADACHILD EXISTS TO 'SHARE THE LOVE OF JESUS WITH CHILDREN AROUND THE WORLD THROUGH CHRISTIAN EDUCATION.' WE DESIRE THAT MORE AND MORE CHILDREN HEAR ABOUT GOD'S GREAT LOVE, COME TO TRUST IN HIM, AND EXPERIENCE GREAT PEACE, HOPE, AND JOY.**

**CHAPEL OFFERINGS:** If you are interested in participating in our Kids Helping Kids offering program (or your district's Hearts for Jesus donation for 2025/26) and setting aside part of your yearly chapel offerings for LeadaChild, email me at [excutedirector@leadachild.org](mailto:excutedirector@leadachild.org) or call me at 979-702-0925. We'll send you a special "Proclaim" bracelet for each of your children.

Our Kids Helping Kids program is a tremendous way to connect your students to the mission of sharing Jesus with children who attend international Lutheran schools or educational enrichment programs. God can use you and your students to bless multiple children around the world!



# TABLE OF CONTENTS

**PAGE 4** SESSION **1**  
**The Heavens Proclaim Him**  
**JOHN 19:1**

**PAGE 5** SESSION **2**  
**The Angels Proclaim Him**  
**Luke 2: 8-14, Luke 24: 1-7**

**PAGE 6** SESSION **3**  
**The Disciples Proclaim Him**  
**John 20:19-23, Acts 4:13-20**

**PAGE 7** SESSION **4**  
**We Proclaim Him**  
**Isaiah 40:9**

**PAGE 8** APPENDIX

# GOD BLESS!

*Dr. Phil* Executive  
Director

**THEME SONG (AGPS 187)**  
**Oh, for a Thousand Tongues to Sing**

Oh, for a thousand tongues to sing  
My great Redeemer's praise,  
The glories of my God and King,  
The triumphs of His grace.



## CHAPEL 1. THE HEAVENS PROCLAIM HIM

**Psalm 19:1** The Heaven's declare the glory of God; the skies proclaim the work of his hands.

### Introduction

Begin the lesson by introducing the idea of stars. If possible, show some pictures, slides, or a video of the immensity of stars in the heavens...Or ask children to close their eyes. Imagine that you are sitting outside late at night. You look up and what do you see? Stars! Hundreds and hundreds of beautiful shining stars. Some are twinkling, while others are making pictures in the night sky. Who do you think created the stars? Children should answer that God created the stars. That's right, God created the stars. Today we are going to learn a little bit more about stars and why God created them.

### SONGS

Let All Things Now Living (AGPS; 155), Praise to the Lord, the Almighty (AGPS; 201)

### PROJECTS

- Make star sugar cookies
- The Heavens Proclaim coloring page (see appendix)

- **Read each passage to the class and then explain what it means.**  
**"He determines the number of the stars and calls them each by name." Psalm 147:4**  
When God created the world He also created the stars. God knows how many stars there are and He gave each star its own name. Naming all of the thousands of stars is a big job. We should be glad that it is not our job to keep track of all of the stars. That is something that only God can do.
- **Next read Psalm 19:1-4**  
**"The heavens declare the glory of God; the skies proclaim the work of his hands. Day after day they pour forth speech; night after night they reveal knowledge. They have no speech, they use no words; no sound is heard from them. Yet their voice goes out into all the earth, their words to the ends of the world."** The stars don't speak with words like we do, but they speak in their own way. Every time we see stars we are reminded of the God who created them. We are not the only people who can see the stars. They can be seen all over the world by all people on earth. In some places in the world there are people who don't know about God. The stars can speak to these people by making them wonder who created the stars and maybe someday they will understand that there is a God who created the stars and controls the universe.
- **A special star Read Matthew 2:1-2**  
**Now after Jesus was born in Bethlehem of Judea in the days of Herod the king, behold, wise men from the east came to Jerusalem, saying, "Where is he who has been born king of the Jews? For we saw his star when it rose and have come to worship him."** The Christmas star was the greatest heavenly event because it guided the wise men to Bethlehem, to meet Jesus and to worship Him. The Christmas star proclaimed that King Jesus had come to earth to fulfill the promise of a Savior who would rescue us from sin and death.
- **Conclusion**  
Each time you look up at the night sky, join the stars and proclaim God as our great creator and provider... and remember the Christmas star and the Good News that Jesus came to be our Lord and Savior!

## CHAPEL 2. THE ANGELS PROCLAIM HIM

**Luke 2:13-14** And suddenly there was with the angel a multitude of the heavenly host praising God and proclaiming, 'Glory to God in the highest, and on earth peace among those with whom He is pleased.'

### Introduction

Along with His creation of the heavens and the earth (and people to look after His creation), God also made angels (show some pictures of angels... discuss what we think they might look like since they are usually invisible and hidden from our sight). Angels are mighty creatures that watch over us to protect us from evil and guide us on right and safe paths. The name 'angel' means messenger, and in the Bible we learn of some very special times when angels delivered important messages about Jesus.

- **Read Luke 2:8-14**  
For many years, the people of Israel were waiting for the Messiah to come and set them free. God chose to send the angels on that first Christmas to announce the birth of Jesus to a group of lowly shepherds outside of Bethlehem. It reminds us that Jesus comes for all people, even the lowliest. When the entire multitude lit up the night sky, they proclaimed God's great glory and His wonderful plan to bring peace to all those who would trust in Jesus as their Savior.
- **Read Luke 24:1-7**  
Our Lord's disciples and His followers were heart-broken on that first Easter morning as they went to the tomb where they thought that Jesus body lay... and they were stunned when they found He wasn't there. But God quickly sent comfort and great hope, when the angel appeared and first spoke that wonderful Easter proclamation: "He is risen!"... and we respond with "He is risen, indeed, alleluia!"

### SONGS

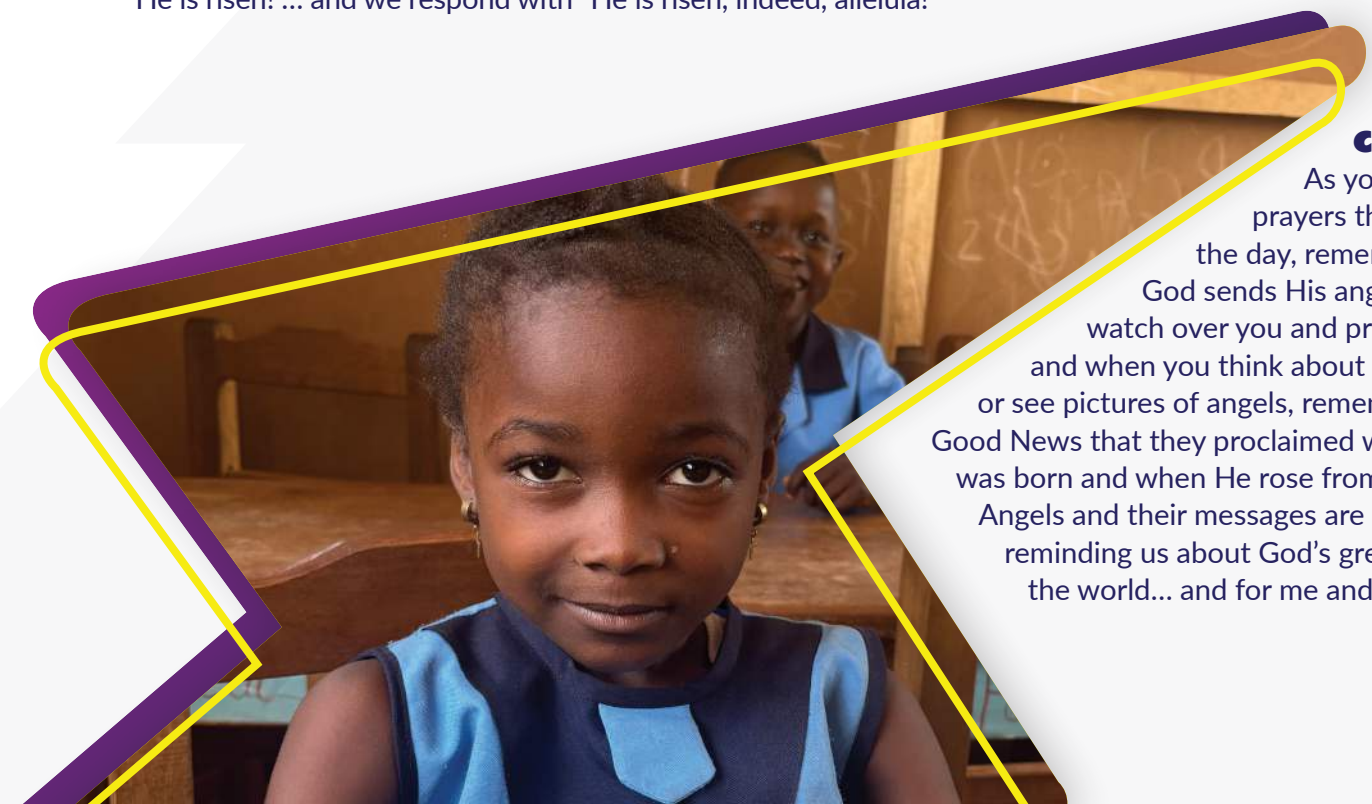
Angels We Have Heard on High (AGPS 65)

### PROJECTS

- Make star sugar cookies
- Handprint Angels (see appendix)

### Conclusion

As you say your prayers throughout the day, remember that God sends His angels to watch over you and protect you; and when you think about angels or see pictures of angels, remember the Good News that they proclaimed when Jesus was born and when He rose from the grave. Angels and their messages are always reminding us about God's great love for the world... and for me and you!





# 3

## CHAPEL 3 . THE DISCIPLES PROCLAIM HIM

**John 4:20** For we cannot but speak of what we have seen and heard

### SONGS

Go into the World (AGPS 101)

### PROJECTS

- Play a game of 'hide and seek' with your class
- Create cards for your pastor, DCE, deaconess, and/ or other teachers to thank them for sharing the Good News of Jesus with you and encourage them to be bold as they speak God's Work to others.

### Introduction

Play some form of the game 'hide and seek' (suggestion: have a student or teacher hide and then have another student try to find them.) The student was hiding and the other seeking as part of game...a fun game that most everyone likes to play. However, there was a time when the disciples were hiding in fear...and another time, when they boldly went out to seek others and proclaim the Good News about Jesus.

### • Hide: Read John 20:19-23

The end of Holy week was a difficult and scary time for the disciples. Right after they celebrated the Passover (and received the very first communion), they quickly abandoned Jesus when the soldiers came to arrest Him. They ran away and hid for fear that they too might be arrested. Peter, who followed the guards from a distance, denied even knowing Jesus. On the first Easter Sunday, the resurrected Jesus found them hiding behind locked doors.

### • Seek: Read Acts 4:13-20

Not that many days later, we see that the disciples switched from hiding to now seeking... searching for the lost and proclaiming to them the Good News. Jesus sent them the Holy Spirit who filled them with great faith, courage, and love for their neighbors, so they weren't afraid anymore.... They were even willing to die for the sake of Jesus and His saving grace.

### • Conclusion

We receive the Holy Spirit when we believe and are baptized. We should always be thankful for our pastors and teachers, who follow in the footsteps of the disciples and teach us about the truth of the Bible and the Good News about Jesus or Savior. Pray that they also continue to go out boldly and proclaim God's mercy and grace.

## CHAPEL 4 . WE PROCLAIM HIM

**Isaiah 40:9b** Lift up your voice with strength; lift it up, do not be afraid; say... 'Behold your God!'

# 4

### Introduction

Ask for examples of ways to be heard in a crowd, or far away; then model a few of them (have someone speak from the balcony, use a megaphone, turn off and on your microphone, have a student come up front and shout out a Bible verse). The Bible shares examples of getting the message out by going up to a mountain top in order for all to hear.

### • Read Isaiah 42:10-11

Sing his praises from the ends of the earth! Sing, all you who sail the seas, all you who live in distant coastlands. Join in the chorus, you desert towns; let the villages of Kedar rejoice! Let the people of Sela sing for joy; shout praises from the mountaintops!

### • Read Isaiah 40:9

"You who bring good news to Zion, go up on a high mountain; you who bring good news to Jerusalem, lift up your voice with strength; lift it up, do not be afraid; say to the cities of Judah, 'Behold your God!'"

### • Today, we don't need to go to the mountain tops to be heard.

There are many ways for us to boldly proclaim the message about Jesus' love, forgiveness, and eternal life. (Share ways that each of us can be 'mountain top' proclaimers (through songs we listen to and sing, inviting others to church and youth group, telling others what we believe, sending cards, and emails to others....)

### • LeadaChild (share one of the videos under Kids Helping Kids at [www.leadachild.org](http://www.leadachild.org))

The mission of LeadaChild is to share the love of Jesus with children around the world through Christian education. Children who live in countries like Guatemala or Honduras or Ghana or Chile (just to name a few) attend Lutheran schools or afternoon enrichment programs at their church where they also get to hear about God's great love for them. LeadaChild sends money for scholarships so children can attend the school, they send money to support the afternoon programs, and they visit the sites and work with the teachers to help them learn ways to share Jesus with the children they teach.

### • Conclusion

One way for you to be a 'mountain top' proclaimer is to pray for the children and the teachers at the LeadaChild project sites... and if your school is collecting an offering for LeadaChild, give generously so that more and more children hear the Good News of Jesus our Savior.


### SONGS

Go Tell it on the Mountain (AGPS 104) Pass It On (AGPS 196)

### PROJECTS

- Where in the World is LeadaChild Word Search (see appendix)
- Proclaim coloring page (see appendix)
- Make a Megaphone





© Adron 2019

Outline each child's hand and provide a simple angel/person templet for each child to decorate. Maybe display them with the phrase – The Angels proclaim the Good News of Jesus.



CHAPEL 4 . PROCLAMATION MEGAPHONE

MEGAPHONE SUPPLIES

- Party Hat Pipe Cleaner Stuff to decorate hats
- The first thing you need to do take the elastic off the hat and cut about half an inch off the tip of the hat.
- On the opposite side of where the hat is put together punch 2 holes in the hat, one goes near the top, the other down near the bottom.
- Next put the pipe cleaner in the holes folding the ends down to make a handle.



CHAPEL 4 .  
WHERE IN THE WORLD IS LEADACHILD WORD SEARCH


See how many countries you can find where LeadaChild supports children in Lutheran schools and afternoon enrichment.

WHERE IN THE WORLD  
IS LEADACHILD

J F B L R E R E P B V V R I F B X K X F  
A L F R H P L V J W D J K D M O D Z Z S  
M C S G N R V N H M M E G R O K B H M I  
A H R I D A L U F Q D U J B M G I Z X E  
I I W A D K H H W R U J K F Q U O R I R  
C L Q L Y A L Z M Q P M V G Y I W P B R  
A E M D O K N Y P D R H S J U N L X Y A  
H N R O Q G O M R E R I A F C E N J L L  
O C A M I P U Z W E I B G I V A J P G E  
N K J I J A T A N Y L A L Q T W K C M O  
D I L N T N U D T I E S X N S I K E V N  
U N V I X A E U V E C C A T C I G E N E  
R D E C D M T Z S Z M A A L R N H Z V A  
A I N A G A Z C H F A A R M V E G A S N  
S A E N W A Q L O U W X L A B A N W Y Z  
G X Z Q O Q K W O C J C O A G O D S D Z  
H G U P L V K V H X J I E Q H U D O O Z  
A Z E N Z Y C O U N Y X D Z K R A I R I  
N D L A Z Q S H C T M U O G G H M K A G  
A J A B T W N H X O J I W U R M G C W H

|              |             |           |       |
|--------------|-------------|-----------|-------|
| Sierra Leone | El Salvador | Venezuela | Haiti |
| Guatemala    | Dominican   | Nicaragua | Chile |
| Cambodia     | Jamaica     | Panama    | India |
| Guinea       | Honduras    | Ghana     |       |





13145 SOUTH BLACKBOB ROAD  
OLATHE, KS. 66062



[www.Leadachild.org](http://www.Leadachild.org)

[ExecutiveDirector@LeadaChild.org](mailto:ExecutiveDirector@LeadaChild.org)

**979.702.0925**